



Product Range Guide

Iveco Daily



FM12348

EMS589075



Revision: 02

Table of Contents

Introduction	2
Dropside Bodies	4
Tipper Bodies	6
Luton Van Bodies	8
Options	10
Contact Details	14



Introduction

Ingimex Ltd is the UK's largest manufacturer of light commercial vehicle bodies, offering the complete range of 3.5 tonne dropside, tipper and Luton van conversions for many of the leading chassis manufacturers. We are the only European light commercial vehicle body manufacturer to fully design, test and manufacture our products in house.



Ingimex pioneered the use of aluminium to replace the standard steel and wood construction in light commercial vehicle bodies. Today we continue to use this founding principle; giving lightweight bodies that are strong enough to stand the test of time.

With the emphasis on design, we are always working to improve our current products as well as expanding our product range. Our team of in-house engineers design with operator safety in mind and we test our products to European standards; EN12642 XL, EN12640 and DIN75410; making Ingimex the only LCV body manufacturer to test to these criteria. The high quality of our products is obvious in their appearance as well as the longevity of Ingimex bodies, and our dedication to customer service is apparent in our accreditation of the ISO 9001-2008 standard.

Thanks to standardised processes, our in-house manufacturing of many body components, and commonality of parts across product lines; Ingimex are able to offer lead times from as little as one week or even a 'fit while you wait' service.

Our 24 hour turnaround on component spare parts combined with the unique bolted construction of Ingimex bodies, means that maintenance and repair of our bodies is simple and hassle-free. The majority of spare parts can even be fitted with simple hand tools. Pair this with the Ingimex 3 year warranty and the economics of buying an Ingimex body soon becomes apparent.

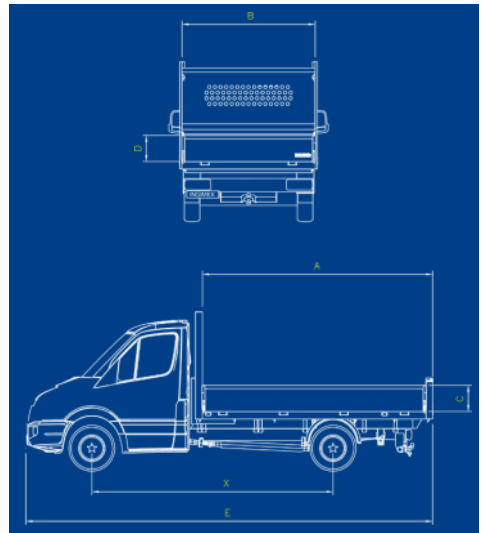


Dropside Bodies

Variant	SWB	MWB	LWB	4.1m	MWB DC	LWB DC	4.1m DC
Wheel Base (X)	3000	3450	3750	4100	3450	3750	4100
Cab Configuration	Single	Single	Single	Single	Double	Double	Double
Rear Wheel	SRW/ DRW	SRW/ DRW	SRW/ DRW	DRW	SRW/ DRW	SRW/ DRW	DRW
Internal Length (A)	3043	3608	4218	4618	2843	3453	3853
Approx. Weight	245kg	275kg	307kg	328kg	234kg	267kg	288kg
Ingimex Part No	100-10567	100-10381	100-10382	100-10526	100-10253	100-10270	100-10286

Dimensions

	Dimension (mm)
Internal Width (B)	2026
External Width	2087
Sideboard Height (C)	400
Tailboard Height (D)	400



Features

Feature	Ingimex Dropside
Lightweight body—High payload	•
Body designed and built to EN12640	•
One-piece, 15mm thick birch non-slip deck	•
Multiple bulkhead load lashing options	•
Gantry built to EN12642 XL with 400kg UDL load capacity	•
Seamless aluminium boards, perfect for livery	•
Boards and lock assemblies tested to a burst load of 1.7t	•
Removable powder coated rear corner pillars	•
Lashing rings designed to DIN75410 and rated to 800kg	•
Readily modified for the addition of a range of options (see page 13)	•
3 year Ingimex warranty on all bodies	•


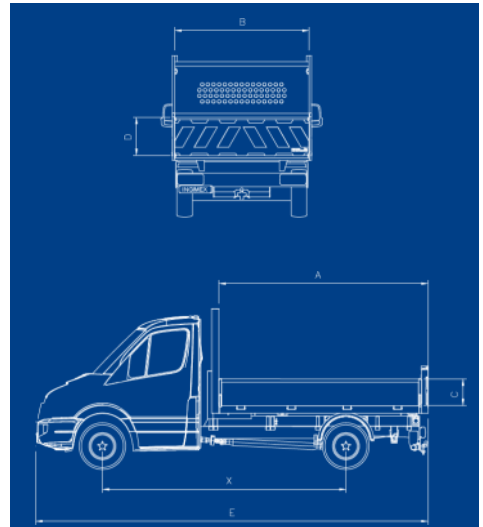


Tipper Bodies

Variant	MWB	LWB DC
Wheel Base (X)	3450	3750
Cab Configuration	Single	Double
Rear Wheel	SRW/DRW	SRW/DRW
Internal Length (A)	3119	2669
Approx. Conversion Weight	490kg	470kg
Ingimex Part No	100-10928	100-10929

Dimensions

	Dimension (mm)
Internal Width (B)	2026
External Width	2087
Sideboard Height (C)	400
Tailboard Height (D)	600



Features

Feature	Ingimex Tipper
Light and robust body with excellent payload	•
Designed to machinery directive 2006/42/EC	•
Closed section steel platform, optimised for strength	•
Steel gantry assembly designed to EN12642 XL	•
Multiple bulkhead load lashing options	•
Full span tailboard with integrated lashing rail	•
Full chapter 8 compliant tailboard	•
Hydraulic lift mechanism with overload protection	•
Moving parts designed to be maintenance-free	•
Readily modified for the addition of a range of options (see page 13)	•
3 year warranty on all bodies	•


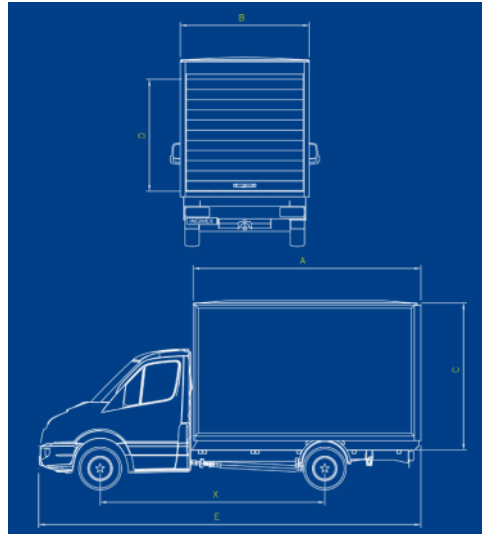


Luton Van Bodies

Variant	LWB
Wheel Base (X)	3750
Cab Configuration	Single
Rear Wheel	SRW/DRW
Internal Length (A)	4119
Approx. Conversion Weight	624kg
Ingimex Part No	100-10934

Dimensions

	Dimension (mm)
Internal Width (B)	1951
External Width	2100
Internal Height (C)	2120
Aperture Height (D)	1755



Features

Feature	Ingimex Luton Van
Extensive use of aluminium to give a high payload	•
Aluminium wide-lath shutter designed to EN12642 XL	•
Reinforced bottom panel protects the shutter against damage	•
4-rail Ingimex internal load restraint system	•
Internal swivel spot lamp	•
Single-piece, non-slip birch floor	•
GRP panels with no visible fixings	•
Footstep fitted as standard for rear access	•
All components coated to the highest automotive standards	•
Body and all options fully type approved	•
'Fit-While-You-Wait' service available for a fast turnaround	•
Component spare parts available within 24 hours	•
Readily modified for the addition of a range of options (see page 13)	•
3 year warranty on bodies and options	•



Options



Painted Sideboards

- Colour-matched to the chassis cab
- Same smooth finish, perfect for livery



Tail Lift

- 500kg tail lift
- Support structures integrated into the bodywork minimise conversion weights



Tow Bar Installation

- Dual-coupling tow bar
- 7-pin electrics
- Compatible with all Ingimex options



Fall Arrest Rails

- Yellow fall arrest rails to 2 or 3 sides of the body
- Aluminium rails give a minimal impact on payload



Access Kit

- Grab handle & foldout footstep to inside of sideboard
- Easy access to the front of the load bed when the sideboards are lowered





Access Kit XL

- Grab handle, foldout footstep to inside of sideboard & under body footstep
- Integrated side guard



Load Separators

- Vertical load separators, perfect for carrying long length items
- Lightweight construction preserves payload



Underslung Tool Box

- Lockable plastic toolbox fitted underneath the body
- Perfect for storage of lashing equipment without impacting load space



Deck-mounted Tool Trunk

- Powder-coated steel tool trunk fitted by the headboard
- Lockable for secure storage of tools



Luton Van Options

- 500kg fixed platform tail lift
- Telescopic load poles also available for flexible lashing of loads



Access and Safety Pack



The access and safety pack is the perfect compliment to your Ingimex Dropside body, allowing operators to work safely on your vehicle.

- Access Kit XL
 - Grab Handle to headboard*
 - Foldout footstep to inside of sideboard*
 - Under-body sideguard footstep*
- Fall Rails

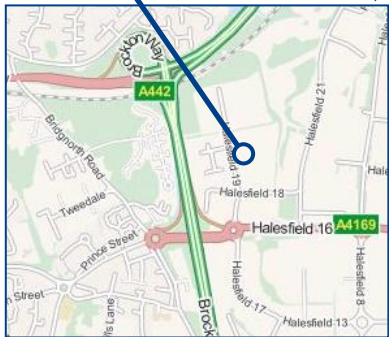
Options Matrix

	Dropside SWB	Dropside MWB	Dropside LWB	Dropside 4.1m	Dropside MWB DC	Dropside LWB DC	Dropside 4.1m DC	Tipper MWB	Tipper LWB DC	Luton Van LWB
Painted Sideboards—Frozen White	•	•	•	•	•	•	•	•	•	
Painted Sideboards—Other Colour	•	•	•	•	•	•	•	•	•	
Tail Lift—Fixed Platform	•	•	•	•	•	•	•			•
Tail Lift—Folding Platform	○	○	○	○	○	○	○			
Tail Lift—Mesh Platform with Gates	○	○	○	○	○	○	○			
Tow Bar	○	○	○	○	○	○	○	○	○	
Fall Rails	○	•	•	•	○	○	○			
Access Kit	•	•	•	•	•	•	•	•	•	
Access Kit XL	○	○	○	○	○	○	○	○	○	
Load Separators	•	•	•	•	•	•	•	•	•	
Tool Box—Underslung	•	•	•	•	•	•	•	•	•	
Tool Trunk—600 x 600 x 1750	•	•	•	•	•	•	•	•	•	
Load Poles										•

- - Available as Option
- - Please enquire for availability

Contact Us

5 minutes from
J4 of the M54



Maps © openstreetmap.org contributors



Ingimex Ltd

Halesfield 19
Telford
TF7 4QT

Website: www.ingimex.com

Phone: +44 (0)1952 585 833

Fax: +44 (0)1952 580 940

Email: sales@ingimex.com

© 2014 Ingimex Ltd

All details are subject to errors and omissions and are correct at time of going to print.
Please contact us for up to date pricing and availability.