



# Product Range Guide

Renault Master



FM12348

EMS589075



Revision: 02

# Table of Contents

Introduction	2
Dropside Bodies	4
Tipper Bodies	6
Luton Van Bodies	8
Options	10
Contact Details	14



## Introduction

Ingimex Ltd is the UK's largest manufacturer of light commercial vehicle bodies, offering the complete range of 3.5 tonne dropside, tipper and Luton van conversions for many of the leading chassis manufacturers. We are the only European light commercial vehicle body manufacturer to fully design, test and manufacture our products in house.



Ingimex pioneered the use of aluminium to replace the standard steel and wood construction in light commercial vehicle bodies. Today we continue to use this founding principle; giving lightweight bodies that are strong enough to stand the test of time.

With the emphasis on design, we are always working to improve our current products as well as expanding our product range. Our team of in-house engineers design with operator safety in mind and we test our products to European standards; EN12642 XL, EN12640 and DIN75410; making Ingimex the only LCV body manufacturer to test to these criteria. The high quality of our products is obvious in their appearance as well as the longevity of Ingimex bodies, and our dedication to customer service is apparent in our accreditation of the ISO 9001-2008 standard.

Thanks to standardised processes, our in-house manufacturing of many body components, and commonality of parts across product lines; Ingimex are able to offer lead times from as little as one week or even a 'fit while you wait' service.

Our 24 hour turnaround on component spare parts combined with the unique bolted construction of Ingimex bodies, means that maintenance and repair of our bodies is simple and hassle-free. The majority of spare parts can even be fitted with simple hand tools. Pair this with the Ingimex 3 year warranty and the economics of buying an Ingimex body soon becomes apparent.


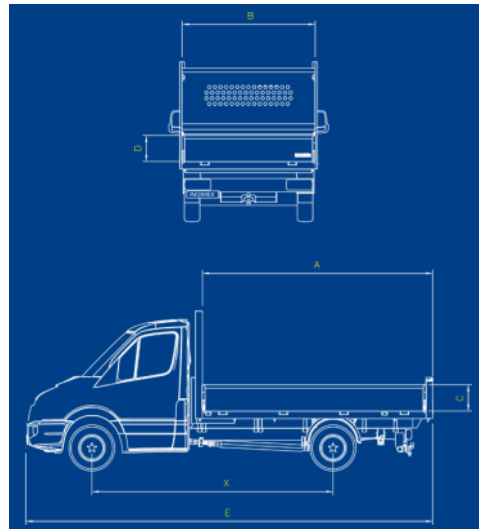


# Dropside Bodies

Variant	L2	L3HD	L3	L2 DC	L3HD DC	L3 DC
Wheel Base (X)	3682	3682	4332	3682	3682	4332
Cab Configuration	Single	Single	Single	Double	Double	Double
Rear Wheel	SRW	DRW	SRW	SRW	DRW	SRW
Internal Length (A)	3329	3882	3979	2579	3132	3229
Approx. Conversion Weight	251kg	281kg	286kg	212kg	241kg	246kg
Ingimex Part No	100-10753	100-10779	100-10754	100-10781	100-10785	100-10752

## Dimensions

	Dimension (mm)
Internal Width (B)	2026
External Width	2087
Sideboard Height (C)	400
Tailboard Height (D)	400



## Features

Feature	Ingimex Dropside
Lightweight body—High payload	•
Body designed and built to EN12640	•
One-piece, 15mm thick birch non-slip deck	•
Multiple bulkhead load lashing options	•
Gantry built to EN12642 XL with 400kg UDL load capacity	•
Seamless aluminium boards, perfect for livery	•
Boards and lock assemblies tested to a burst load of 1.7t	•
Removable powder coated rear corner pillars	•
Lashing rings designed to DIN75410 and rated to 800kg	•
Readily modified for the addition of a range of options	•
3 year Ingimex warranty on all bodies	•




# Luton Van Bodies

<b>Variant</b>	<b>L3</b>
Wheel Base (X)	4332
Cab Configuration	Single
Rear Wheel	SRW
Internal Length (A)	4119
Approx. Conversion Weight	640kg
Ingimex Part No	100-10884

## Dimensions

	<b>Dimension (mm)</b>
Internal Width (B)	1951
External Width	2100
Internal Height (C)	2120
Aperture Height (D)	1755



## Features

Feature	Ingimex Luton Van
Extensive use of aluminium to give a high payload	•
Aluminium wide-lath shutter designed to EN12642 XL	•
Reinforced bottom panel protects the shutter against damage	•
4-rail Ingimex internal load restraint system	•
Internal swivel spot lamp	•
Single-piece, non-slip birch floor	•
GRP panels with no visible fixings	•
Footstep fitted as standard for rear access	•
All components coated to the highest automotive standards	•
Body and all options fully type approved	•
'Fit-While-You-Wait' service available for a fast turnaround	•
Component spare parts available within 24 hours	•
Readily modified for the addition of a range of options	•
3 year warranty on bodies and options	•



# Options



## Painted Sideboards

- Colour-matched to the chassis cab
- Same smooth finish, perfect for livery



## Tail Lift

- 500kg tail lift
- Support structures integrated into the bodywork minimise conversion weights



## Fall Arrest Rails

- Yellow fall arrest rails to 2 or 3 sides of the body
- Aluminium rails give a minimal impact on payload



## Access Kit

- Grab handle & foldout footstep to inside of sideboard
- Easy access to the front of the load bed when the sideboards are lowered







### Access Kit XL

- Grab handle, foldout footstep to inside of sideboard & under body footstep
- Integrated side guard



### Load Separators

- Vertical load separators, perfect for carrying long length items
- Lightweight construction preserves payload



### Underslung Tool Box

- Lockable plastic toolbox fitted underneath the body
- Perfect for storage of lashing equipment without impacting load space



### Deck-mounted Tool Trunk

- Powder-coated steel tool trunk fitted by the headboard
- Lockable for secure storage of tools



### Luton Van Options

- 500kg fixed platform tail lift
- Telescopic load poles also available for flexible lashing of loads



# Access and Safety Pack



The access and safety pack is the perfect compliment to your Ingimex Dropside body, allowing operators to work safely on your vehicle.

- Access Kit XL
  - Grab Handle to headboard*
  - Foldout footstep to inside of sideboard*
  - Under-body sideguard footstep*
- Fall Rails

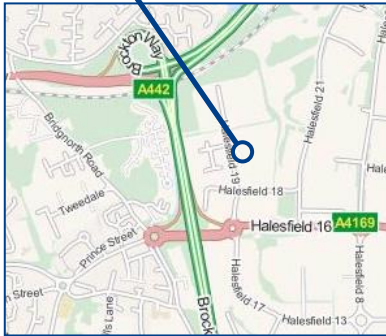
# Options Matrix

	Dropside L2	Dropside L3HD	Dropside L3	Dropside L2 DC	Dropside L3HD DC	Dropside L3 DC	Luton Van L3
Painted Sideboards—Frozen White	•	•	•	•	•	•	
Painted Sideboards—Other Colour	•	•	•	•	•	•	
Tail Lift—Fixed Platform	•	•	•	•	•	•	•
Tail Lift—Folding Platform	○	○	○	○	○	○	
Tail Lift—Fixed Platform with Gates	○	○	○	○	○	○	
Tail Lift—Mesh Platform with Gates	•	•	•	•	•	•	
Fall Rails	○	○	○	○	○	○	
Access Kit	•	•	•	•	•	•	
Access Kit XL	•	•	•	•	•	•	
Load Separators	○	○	○	○	○	○	
Tool Box—Underslung	•	•	•	•	•	•	
Tool Trunk—400 x 400 x 750	•	•	•	•	•	•	
Tool Trunk—600 x 600 x 1250	•	•	•	•	•	•	
Tool Trunk—600 x 600 x 1750	•	•	•	•	•	•	
Load Poles							•

- - Available as Option
- - Please enquire for availability

# Contact Us

5 minutes from  
J4 of the M54



Maps © openstreetmap.org contributors



**Ingimex Ltd**

Halesfield 19  
Telford  
TF7 4QT

**Website:** [www.ingimex.com](http://www.ingimex.com)

**Phone:** +44 (0)1952 585 833

**Fax:** +44 (0)1952 580 940

**Email:** [sales@ingimex.com](mailto:sales@ingimex.com)

© 2014 Ingimex Ltd

All details are subject to errors and omissions and are correct at time of going to print.  
Please contact us for up to date pricing and availability.